

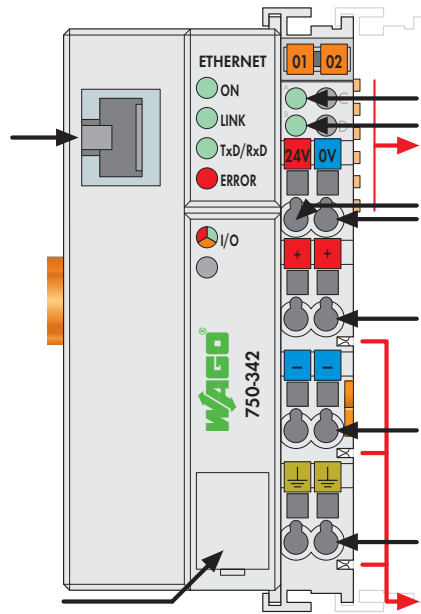
# ETHERNET TCP/IP Fieldbus Coupler

10 Mbit/s; digital and analog signals



Fieldbus connection RJ-45



Configuration interface



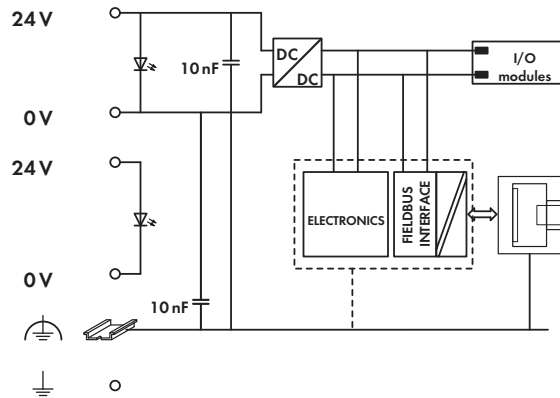
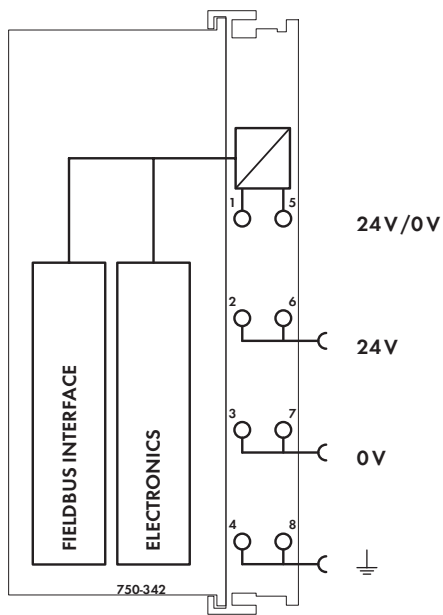
Status voltage supply  
-System  
-Power jumper contacts  
Data contacts  
Supply 24 V  
0 V  
Supply via power jumper contacts 24 V  
0 V  
Power jumper contacts

The ETHERNET TCP/IP fieldbus coupler supports a number of network protocols to send process data via ETHERNET TCP/IP. By observing the relevant IT standards, connection to existing local or global networks (LAN, Internet) is possible without any problem. Using ETHERNET as a fieldbus makes universal data transmission between the factory and the office possible. Moreover, the ETHERNET TCP/IP fieldbus coupler offers remote maintenance, i.e. processes can be controlled regardless of the location. Process data exchange is done using the MODBUS/TCP protocol. The buscoupler supports all I/O modules and automatically configures, creating a local process image. The HTML pages that are stored in the fieldbus coupler allow access to

information on configuration, status, or I/O data of the ETHERNET TCP/IP fieldbus coupler. Only a standard WEB browser is required. Dynamic configuration of the IP addresses via a BootP server provides a flexible and easy way to configure the network.

Description	Item No.	Pack. Unit
ETHERNET TCP/IP 10 MBit	750-342	1
<b>Accessories</b>		
Miniature WSB Quick marking system		
 plain	248-501	5
with marking	see Section 11	
<b>Approvals</b>		
Conformity marking	CE	
Korea Certification		
Marine applications	ABS, BV, DNV, GL, KR, LR, NKK, PRS, RINA	
UL 508	Class I, Div. 2, Grp. ABCD, T4	
ANSI/ISA 12.12.01	Ex nA IIC T4 Gc	
TÜV 12.1297 X (Brazil)	I M2 Ex d I Mb,	
TÜV 07 ATEX 554086 X	II 3 G Ex nA IIC T4 Gc,	
	II 3 D Ex tc IIIC T135°C Dc	
IECEx TUN 09.0001 X	Ex d I Mb,	
	Ex nA IIC T4 Gc,	
	Ex tc IIIC T135°C Dc	

System Data	
No. of couplers connected to Master	limited by ETHERNET specification
Transmission medium	Twisted Pair S-UTP 100 Ω cat. 5
Max. length of fieldbus segment	100 m between hub station and 750-342;
	max. length of network limited by
	ETHERNET specification
Baud rate	10 Mbit/s
Buscoupler connection	RJ-45
Protocols	MODBUS/TCP, HTTP, BootP, MODBUS/UDP



### Technical Data

Number of I/O modules	64
Max. input process image	512 bytes
Max. output process image	512 bytes
Max. number of socket connections	1 HTTP; 3 MODBUS/TCP
Power supply	24 V DC (-25 % ... +30 %)
Max. input current (24 V)	500 mA
Power supply efficiency	87 %
Internal current consumption (5 V)	200 mA
Total current for I/O modules (5 V)	1800 mA
Isolation	500 V system/supply
Voltage via power jumper contacts	24 V DC (-25 % ... +30 %)
Current via power jumper contacts (max.)	10 A DC

### General Specifications

Operating temperature	0 °C ... +55 °C
Wire connection	CAGE CLAMP <sup>®</sup>
Cross sections	0.08 mm <sup>2</sup> ... 2.5 mm <sup>2</sup> / AWG 28 ... 14
Strip lengths	8 ... 9 mm / 0.33 in
Dimensions (mm) W x H x L	51 x 65 x 100
	Height from upper-edge of DIN 35 rail
Weight	197 g
Storage temperature	-25 °C ... +85 °C
Relative air humidity (no condensation)	95 %
Vibration resistance	acc. to IEC 60068-2-6
Shock resistance	acc. to IEC 60068-2-27
Degree of protection	IP20
EMC immunity of interference	acc. to EN 61000-6-2, marine applications
EMC emission of interference	acc. to EN 61000-6-4, marine applications