

**New Products: KMD-50 & KMD-60
Electromechanical Actuators**

Contact:
ORMEC Systems Corp
19 Linden Park
Rochester, NY 14625
(585) 385-3520
sales@ormec.com

KMD-50 & KMD-60 Electromechanical Actuators

June 2, 2017 – Rochester, New York, USA – ORMEC is pleased to announce the arrival of the KMD-50 and KMD-60 Electromechanical Actuators.

The KMD-50 and KMD-60 are the first of a line of electromechanical actuators providing a powerful and efficient alternative to hydraulic or roller screw actuators applications such as pressing, metal and Thermo-Forming and other high load applications.

Designed and assembled in Rochester, NY the KMD Actuators are based on world class ball screw technology that is quieter and more efficient than other solutions. Optimized to work with ORMEC Servo Motors, option for 3rd party motors are also available.

Specifications for the KMD-50 and KMD-60 are shown in Table 1.

	KMD-50				KMD-60			
	Metric		US		Metric		US	
Maximum Force:	80	kN	18,000	lbf	133	kN	30,000	lbf
Dynamic Load Rating:	178	kN	40,000	lbf	309	kN	69,400	lbf
Side Load Capacity:	4.45	kN	1,000	lbf	4.45	kN	1,000	lbf
Screw Lead:	12	mm	0.472	Inch	14	mm	0.551	Inch
Maximum Screw Speed:	3,000	rpm	3,000	rpm	2,400	rpm	2,400	rpm
Maximum Linear Speed:	600	mm/Sec	23.6	in/Sec	560	mm/Sec	22	in/Sec
Standard Strokes:	152, 203	mm	6, 8	in	203, 254	mm	8, 10	in
Life at:	44.48	kN	10,000	lbf	89	kN	20,000	lbf
	768.1 X 10 ⁶	mm	30.24 X 10 ⁶	in	585 X 10 ⁶	mm	23 X 10 ⁶	in
Operating Efficiency:	85%				85%			
Weight:	49.9	kg	110	lbm	90	kg	185	lbm

Table 1: Specifications for the KMD-50 and KMC-60 Electromechanical actuators



Figure 1: KMD-50 Actuator

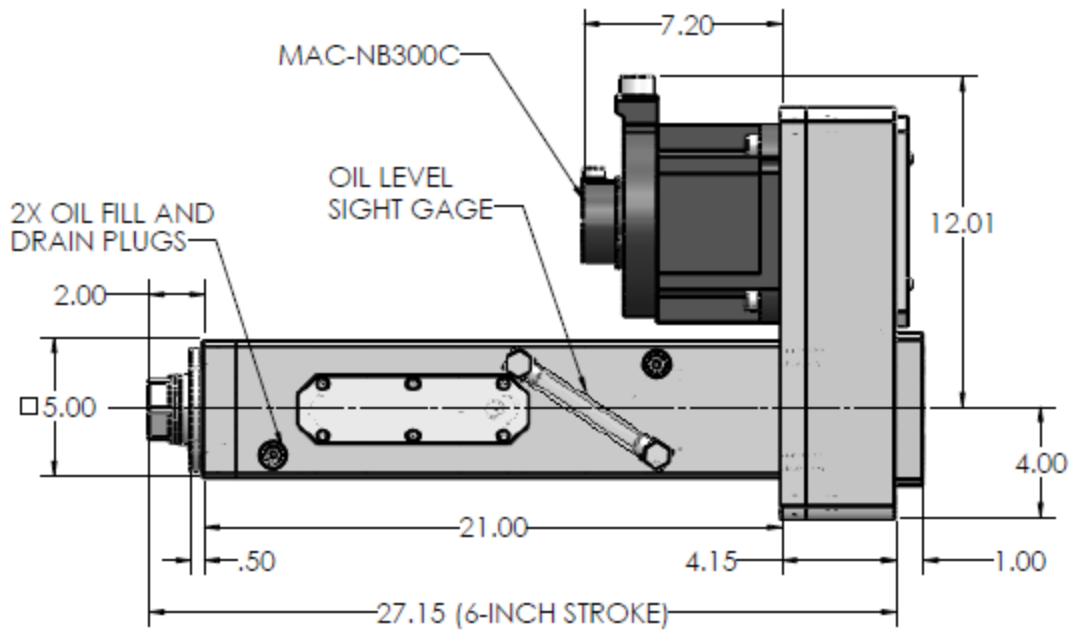


Figure 2: KMD-50 Physical Dimensions



Figure 3: KMD-60 Actuator

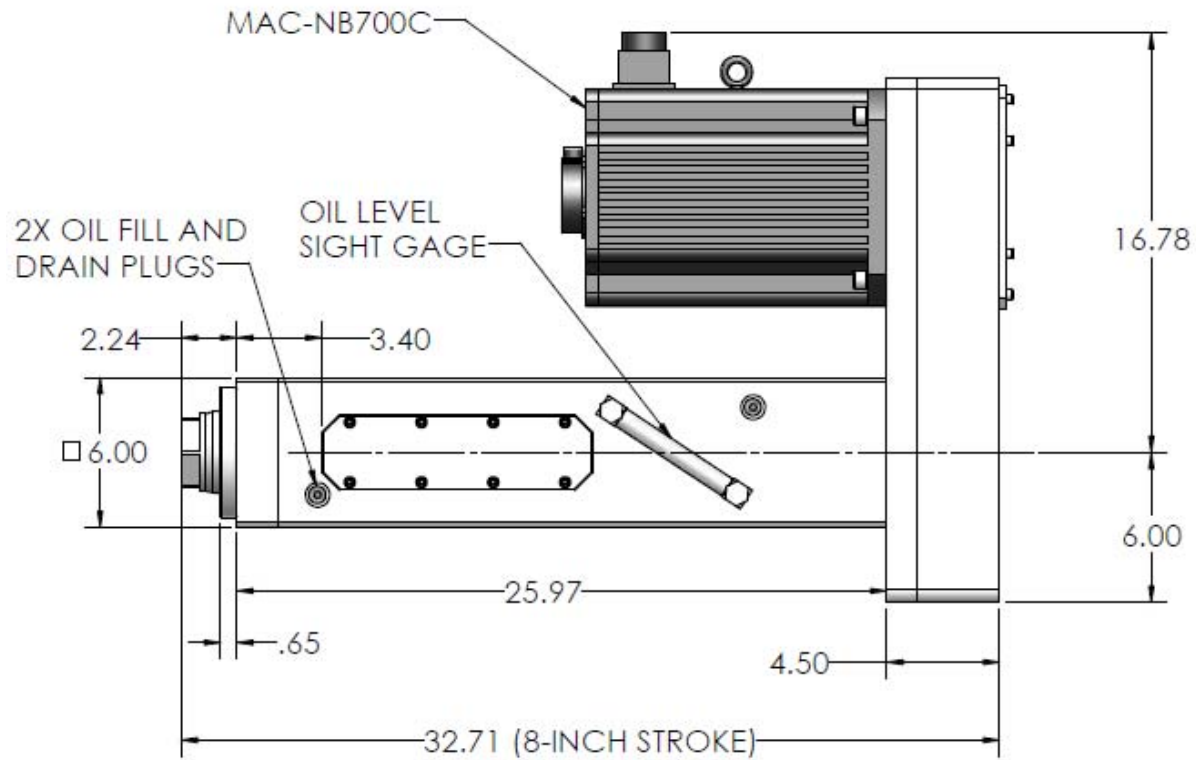


Figure 4: KMD-60 Physical Dimensions

Force vs. Velocity Curves for the KMD-50 with ORMEC MAC-NB330C Servo Motor.

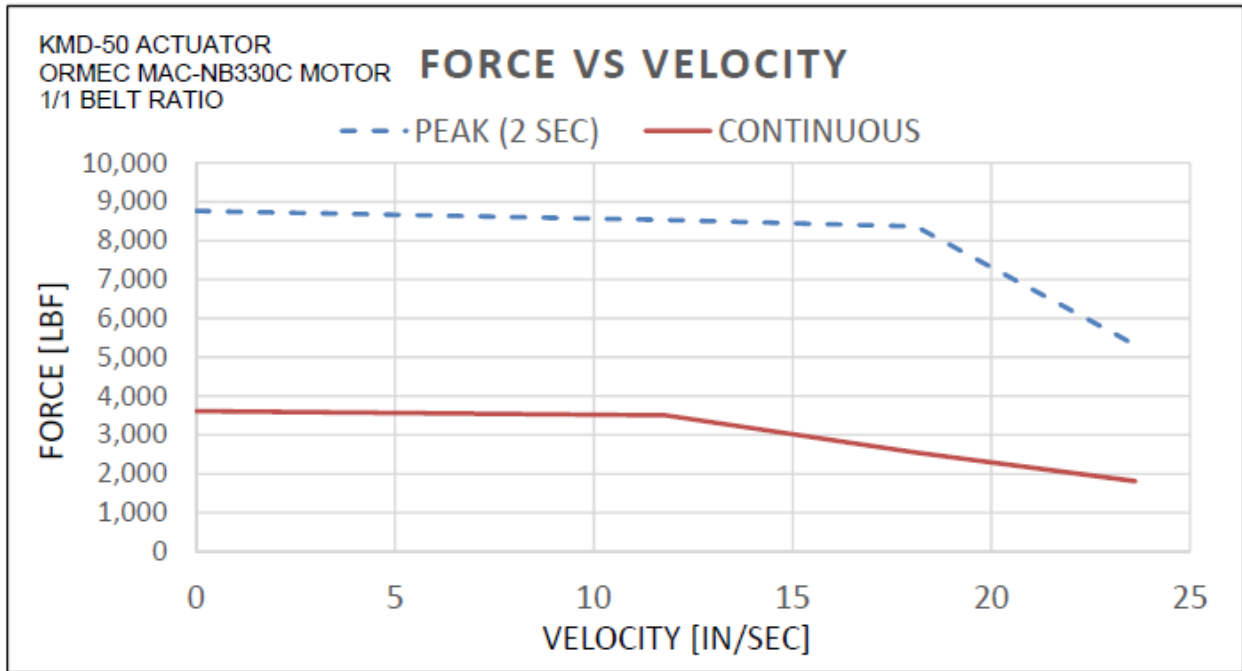


Figure 5: Force/Velocity curve with MAC-NB330C and 1:1 Belt Ratio

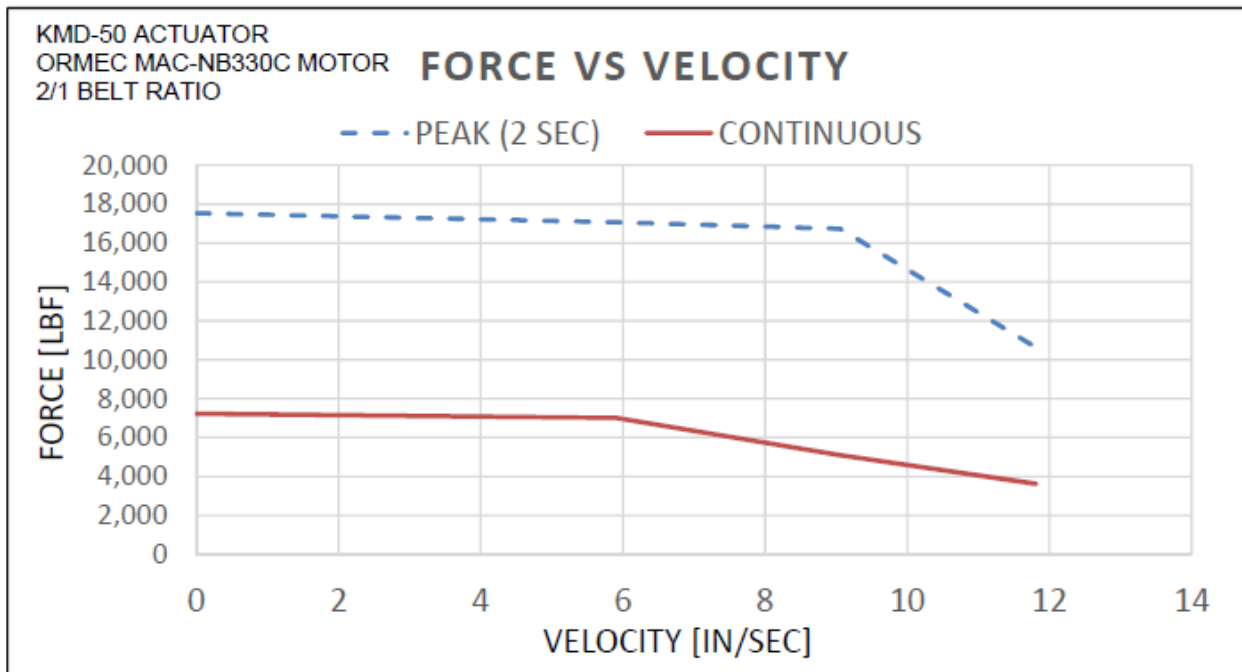


Figure 6: Force/Velocity curve with MAC-NB330C and 2:1 Belt Ratio

Force vs. Velocity Curves for the KMD-60 with ORMEC MAC-NB700C Servo Motor.

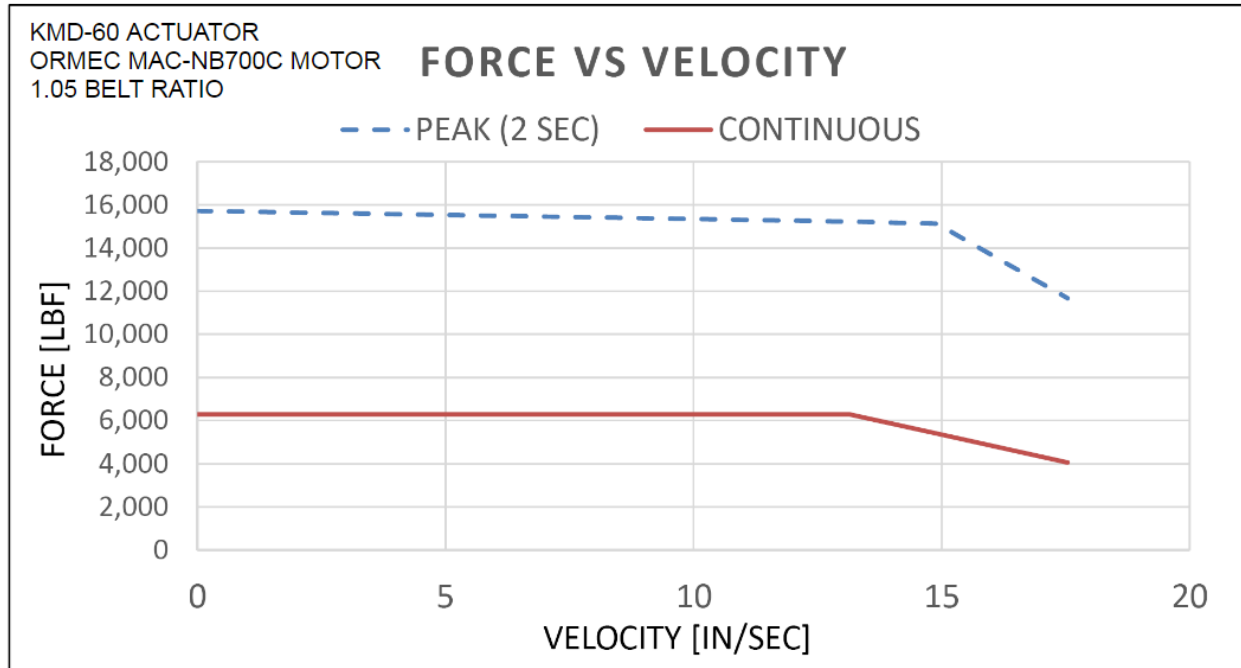


Figure 7: Force/Velocity curve with MAC-NB700C and 1.05:1 (22/21) Belt Ratio

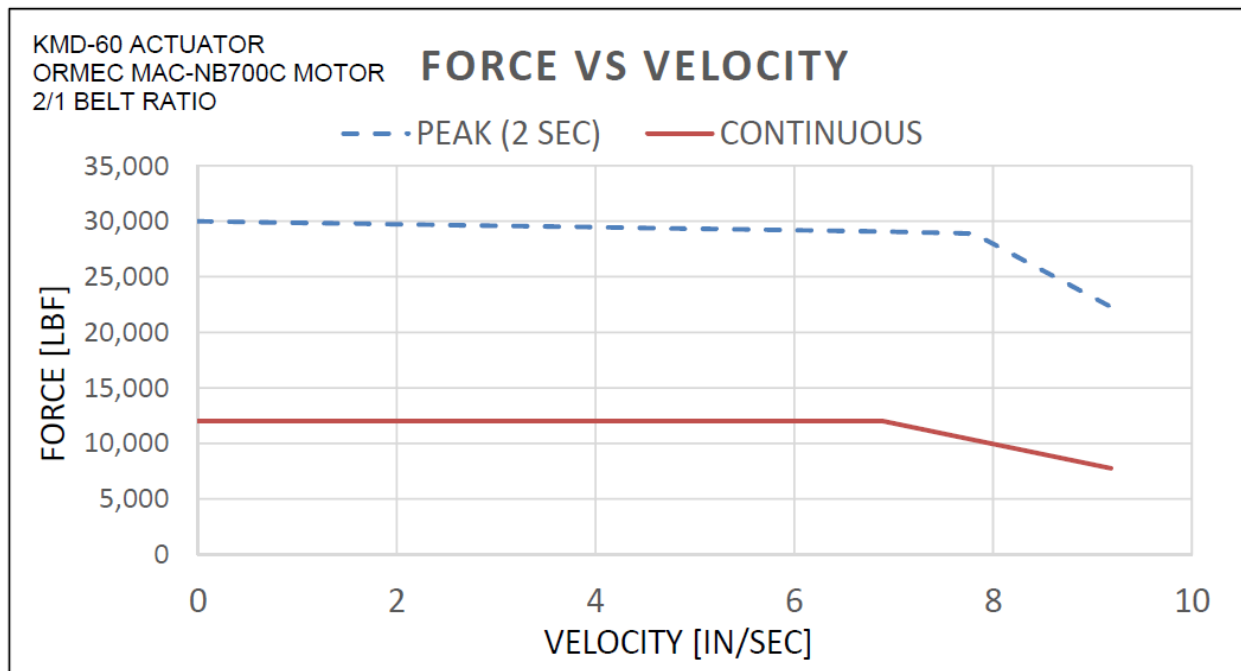


Figure 8: Force/Velocity curve with MAC-NB700C and 2:1 Belt Ratio

ADDITIONAL ATTRIBUTES of the KMD Actuators:

- OUTPUT CONNECTION
 - KMD-50: 1.500-12 UNF MALE OR FEMALE OUTPUT CONNECTION
 - KMD-60: 1.875-12 UNF MALE OR FEMALE OUTPUT CONNECTION
- STANDARD FRONT FLANGE OR REAR FLANGE MOUNTING
- OIL LUBRICATED BALL SCREW
- INTERNAL ANTI-ROTATION (OPTIONAL EXTERNAL)
- MOUNT ROD UP, DOWN OR HORIZONTAL
- EQUAL EXTEND AND RETRACT PERFORMANCE
- INTERNAL END OF TRAVEL CUSHIONS (LOW ENERGY)

About ORMEC

ORMEC's industry experts provide motion control solutions in the aerospace, automotive, energy, medical, pharmaceutical, food and beverage, textile, paper, packaging, metal forming and converting industries. Our systems excel in the most demanding applications including packaging, converting, labeling, web and material handling, as well as general assembly and winding.

Our highly reliable motion control solutions integrate motion controllers, logic control, servo drives, servo motors, linear motors, actuators, HMIs, and I/O into cost-effective factory automation solutions. ORMEC provides application expertise and systems solutions for all types of motion control challenges and offers a team of Systems and Applications Engineers with over 80 years of motion control experience. The company continues to be a leader in the development of motion control solutions and technology, including being the first to introduce an industrial motion control system using a high-speed FireWire network.

For more information visit the ORMEC website at www.ormec.com.